

FIRECAST Fireplaces



CLEAN • EFFICIENT • HEAT

Enjoy the charm of an open fire, plus the warmth and efficiency of a wood stove

A photograph of a fireplace with a fire burning inside. The fireplace is set against a stone wall. On the mantel, there is a bottle of wine, a glass of wine, and some decorative items.

FirecastFireplaces.com

Our pre-cast fireplaces have been increasing the efficiency and enjoyment of conventional fireplaces for over 10 years

There is nothing like the look and feel of a wood burning fireplace. Firecast Fireplaces want to ensure your wood burning fireplace continues to give you lasting enjoyment with safe and efficient heat. Unlike other fireplace inserts, the Firecast system is made of high temperature, refractory materials that turn your inefficient conventional fireplace into a cost-saving, clean burning, safe, heat source. The Firecast System "air-to-flue ratio" is that of a woodstove.

The Benefits of owning a Firecast Fireplace are:

- Easy to install; will retrofit to any size fireplace firebox
- Fuel consumption is reduced to as much 50%
- Heating bills can be drastically reduced
- Easily and efficiently heat 1000 sqft.
- Wood burns down to a powder ash
- Smoke Free
- Safe
- Durable

About Firecast Fireplaces:

- Made with premium grade refractory cement, since 1981.
- Made in British Columbia Canada
- System is designed to maximize thermal & aerodynamic performance and combustion
- "Air to flue ratio" is that of a woodstove meaning more heat, less fuel, less smoke

Don't have a chimney but want the cozy atmosphere of a wood fireplace? No problem. We have just the right product for you too.

Firecast INSERT

Does your fireplace smoke or need repair? Is your fireplace providing you with maximum heat?

The Firecast Fireplace system is designed to retrofit into your existing conventional fireplace – without fuss or major renovations. You can repair, modernize and massively boost heat output at the same time. Install easily without removing your existing firebox and facing. Turn your old brick fireplace into a beautiful, efficient heater.

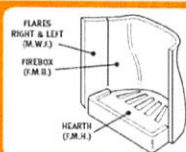
Nicknamed the Invisible Insert, the Firecast Insert provides exceptional heating ability* and ambiance. The Firecast Insert is an affordable fireplace upgrade (or repair) that improves historical and non-code compliance fireboxes. Firecast Fireplaces provide the warmth, safety and charm of an open fire.

DID YOU KNOW?

The Firecast fireplace is more efficient than a conventional brick fireplace.

The Firecast firebox is a better choice than a site built masonry fireplace or metal insert. The design and materials raise the firebox temperatures far exceeding a laid up firebrick firebox. The fact that an 8" diameter pipe can be installed onto the cast smoke chamber is a real asset in chimney restoration or repair.

Includes: 24" or 28" back brick, bottom brick, 2 flare panels, two log retainers, 24" x 30 ceramic blanket and rope, 1 gallon of refractory cement, 1 tapcon nut driver/screws, and installation manual. Optional accessories: Top mounted damper/cable, The Castface.



Firecast CASTFACE

A simple and economical way to beautify your Firecast Fireplace. Firecasts' 3 piece modular Castface is a modular masonry code-complying fireplace facing. You can finish and design using plaster, tile or any kind of stone.

Includes: 2 cast columns, mounting hardware, header, install manual.

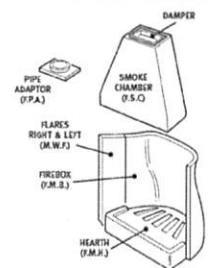


Firecast MASONRY SYSTEM

The Firecast Masonry System is for full fireplace/chimney repair OR new construction. It can quickly repair and upgrade existing, non-code complying conventional fireplaces (firebox, smoke chamber and flue line) as it can easily retrofit into an existing firebox, providing style and efficiency. The Firecast Masonry System can also be used in new construction and is easy to install.

The Firecast Masonry System provides either an 8" round stainless pipe, flex or insulated A vent chimney as an option to clay or pumice flues.

Includes: 28" back brick, bottom brick, 2 flare panels, 2 log retainers, cast smoke chamber/damper, 1 gallon refractory cement, ceramic blanket and rope, and installation manual. Optional accessories: Top mounted damper, The Castface, 55 8" pipe adapter, tap cons / driver.

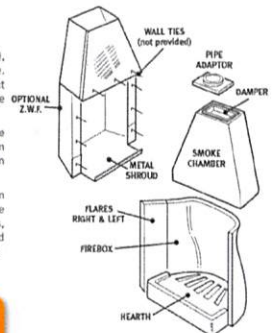


Firecast WOOD FLOOR MODEL

The Firecast Floor Model can be placed directly onto a wood floor (zero clearance), without an existing fireplace/chimney, allowing you to literally put a fireplace, anywhere. Made to place right on a wood floor, you can enjoy the most efficient modern fireplace at a fraction of the cost of a brick masonry fireplace. A complete modular "hybrid" fireplace system – masonry performance with prefabricated chimney convenience.

Don't have a chimney? No problem. Designed for homes without a masonry fireplace or chimney, the Firecast Wood Floor model provides endless finishing and design possibilities without the expense of a foundation. Modern refractory materials and design drastically reduce the distance to combustibles all around.

Includes: The Castface with Castface Installation Kit, Metal shroud, 28" back brick, bottom brick, 2 log retainers, ceramic blanket and rope, cast smoke chamber, damper, 8" pipe adapter, 6 cu. ft. insulcast, 1 wood floor hardware kit, 2 - 36" x 48" plate metal sheets, 1 header metal blanket, 2 column shields, 1 pipe adapter cover, collar clamp, screws and nut driver, and masonry bit. Optional accessories: Metal vent chimney to fit 8" ID pipe.



DID YOU KNOW?

Efficiency is the main difference between a gas fireplace and the Firecast.

- A Firecast Fireplace will easily heat a 1000sqft room.
- Most gas units will only produce a small amount of heat, but the Firecast will typically reach and maintain temperatures of 1300° C (900° F), with virtually total combustion.