





Before



After



Available From:



© 2015 CeCure Chimney Systems, LLC.  
C/O SaverSystems | Richmond, IN 47374  
800-860-6327  
[www.chimneysaver.com/pcr](http://www.chimneysaver.com/pcr)



**Heat** *Shield*®

**PCR**

Poulitice Creosote Remover

- Completely removes 3<sup>rd</sup> degree glazed creosote
- Eliminates the need for potentially destructive cleaning methods
- Performs quickly and efficiently


**Actual flue tile with 3rd degree glazed creosote, removed from the chimney and cut in half to demonstrate the effectiveness of PCR.**

## **Centuries-Old Problem NOW Easily Solved with this Modern Solution**

Certain types of creosote cannot be removed with standard chimney cleaning methods. This glass-like coating of creosote is often referred to as glazed or 3rd degree creosote. Rotary cleaning with wire cable or chain is only marginally successful and can often damage the interior of your chimney.

There is only one method of removing glazed or 3rd degree creosote that is completely effective and won't damage your chimney interior - PCR (Poultice Creosote Remover).

PCR is the answer to the recurring (and dangerous) problem of massive creosote buildup in flue tiles and stainless steel chimney liners. Since the invention of chimneys, this accumulation has proven to be stubborn and difficult to remove...until now.



**3<sup>rd</sup> degree glazed  
creosote on flue tile**



**PCR applied to half  
of the flue tile**



**Creosote falls off  
easily as PCR dries**



**Completely  
restored flue tile**

### **How it Works**

A poultice is a centuries-old technique of applying an absorbent substance to a layer of toxins or an infection. PCR works almost exactly the same way. When PCR is applied, it dissolves the creosote and absorbs it as it dries.

The dried, creosote-infused PCR will lose its adhesion and fall from the flue walls. Any remaining PCR can be easily removed by chimney sweeping, leaving your chimney's flue looking like new.



Scan this QR Code with your smart phone or go to [chimneysaver.com/pcr](http://chimneysaver.com/pcr) to watch a video of PCR in action.